

# Out & About



your pro-active approach to lifestyle changes

**Part-Exchange Deals &  
0% Payment Plans Available**  
**Call 0800 110 5873 for more details**

Hints and  
ideas to help  
you choose the  
right product  
for you



# Welcome

## One Size Doesn't Fit All – how to choose the right product!!

**Thank you for agreeing to receive some of our latest information. I hope you find something that will be of interest now or in the future.**

Most products in our brochures are classed as Medical Devices which is the reason, the Government doesn't charge VAT to Customers who suffer with health conditions or ailments. They are designed to help in one way or another but understand, many of them will be unsuitable and can do you more harm than good. Imagine what would happen to your posture if you purchased a walking stick that was 1 inch too short or too high?

This is why we ask a lot of questions to get a good understanding of your circumstances, needs and wants, so that I can help guide you in choosing what product or service will be right for you. SelfSure calls this process Customer Assessment and our aim is to provide a product that is suitable and as future proof as possible. This is why we do not sell over the internet because no assessment is carried out before the purchase of a product or service. Our underlying message to Customers has always been "to take a pro-active approach to ageing and/or dealing with a health condition". Never has that message been as relevant as today after our experiences of lockdown, self-isolation and our personal effort to reduce and avoid the risk of viral infection.

Now is the time to be pro-active to ensure you can be as independent as possible. Make your home safe, accessible and comfortable. Ensure you can get out and about even if it's just for a breath of fresh air. Put things in place to keep safe and well.



## British Business Needs You!!! Help Us Bounce Back

One of the biggest impacts of Covid-19 has been on the British economy. Now is the time British Business needs your support. At SelfSure, where possible, we only supply British made products unlike many of our competitors. If a product seems really cheap it is very likely it has been made in the Far East and is not of the quality you would find in the UK. Remember buying from SelfSure has a knock on effect as it helps our British Suppliers and their British Suppliers and so on. Please feel free to call if you need anything and I look forward to speaking to you soon.

Be Sure, Be SelfSure!!

**Paul Johnson** - Managing Director

### PS for your peace of mind

- We are Covid Safe – ask for a leaflet to see how we are protecting our staff and Customers.
- SelfSure are members of the British Healthcare Trades Association and a member of the Trading Standards Institute. Simply this means we are a decent company to deal with!



## Contents

### MOBILITY SCOOTERS

- 03 Scooter Buyers Guide
- 04 Auto-Folding & Easy Breakdown Scooters
- 09 Mid-Range Scooters
- 11 Mid-Range Plus Scooters
- 13 Heavy Duty
- 15 Scooter Accessories

### POWERCHAIRS

- 18 Powerchairs Buyers Guide
- 19 Folding Powerchairs
- 20 Prescription Powerchairs
- 22 Powerchairs

### WHEELCHAIRS

- 24 Wheelchairs Buyers Guide
- 25 Wheelchairs
- 28 Wheelchair Accessories

### WALKING AIDS

- 29 Walking Aids Buyers Guide
- 30 Walking Aids

### HANDY INFORMATION

- 32 Battery Care Tips
- 33 Insurance/Warranty/Servicing
- 34 How to Order
- 35 Other Products

## A guide to helping you choose the right Mobility Scooter

The key to buying a mobility scooter is to think about your requirements today but also what you might need in the future. This process helps you future proof your purchases and will help save money in the long run. Our Advisors are here to help you find the right product. We do this by assessing your circumstances, needs and wants. You will find our Advisors friendly and informative.

### Is a scooter right for me?

Scooters are designed for people who have limited mobility but can still walk to some degree. If you cannot walk we strongly recommend looking at our range of powered wheelchairs.

### Which scooter should I choose?

Be realistic by answering the following questions:

### Do I feel that I can use a scooter?

Remember you get a full handover and instruction of how to use your product. Do you have someone who can go out with you on your first journeys? Plan your journey which will give you more confidence.

### Do I have reasonable visibility to ensure you and other pedestrians are safe?

### What is my weight?

You will need to buy a scooter that can take your weight. Is my weight stable or could it increase? Where will I use my scooter the most? Locally or trips away in the car/public transport.

### Will I be able to get on and off the scooter?

Is it important that the seat swivels to make it easy for you?

### How far do I want to travel?

Maybe as you gain confidence you may want to travel further than you think?

### What speed do I want to travel?

The maximum speed you can travel on the pavement is 4mph, on the road is 8mph and off road 15mph. These are maximum speeds. You are in control of the speed at all times. All scooters have an automatic braking system.

### Where will I store my scooter?

Customers will store products in a garage, shed, house, and scooter garage or under a heavy duty cover. Make sure you can easily get to your scooter and the scooter does not get in your way.

### Battery charging

Make sure you can charge the scooter in the same place as you store it. If not, do you need a scooter where you can easily remove the batteries and charge them indoors.

### Do you have easy access from where you store the scooter to the pavement outside your home?

Do you need a ramp? Are the gates wide enough?

### What is the terrain going to be like where I use my scooter?

Hilly, flat etc. Do I need bigger tyres for better ground clearance?

There seems a lot of questions to answer but don't worry we are here to help. Just pick up the phone and one of our Advisors will be happy to help.



# Auto-Folding & Easy Breakdown Scooters



**Knight**  
 Speed: 4 mph  
 Range: 9 miles  
 User weight: 18.9 stone  
 Tyre: Air filled  
 Length: 92cm  
 Width: 60cm  
 Suspension: No  
 Lights: Yes  
 Foldable: Automatic  
 Battery: Lithium  
 Manufacturer warranty: 12 months



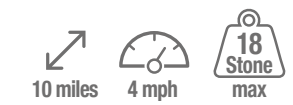
**Flex**  
 Speed: 4 mph  
 Range: 9.3 miles  
 User weight: 19.7 stone  
 Tyre: Solid  
 Length: 96cm  
 Width: 62cm  
 Suspension: No  
 Lights: No  
 Foldable: Automatic  
 Battery: Lithium  
 Manufacturer warranty: 2 years



Automatically Folding

## Minimo Autofold

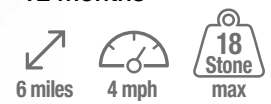
Speed: 4 mph  
 Range: 10 miles  
 User weight: 18 stone  
 Tyre: Air filled  
 Length: 96cm  
 Width: 53cm  
 Suspension: No  
 Lights: No  
 Foldable: Automatic  
 Battery: Lithium  
 Manufacturer warranty: 2 years



Airline Friendly

## Dual Wheel Autofold

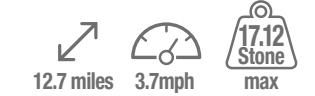
Speed: 4 mph  
 Range: 6 miles  
 User weight: 18 stone  
 Tyre: Solid  
 Length: 89cm  
 Width: 41cm  
 Suspension: No  
 Lights: No  
 Foldable: Automatic  
 Battery: Lithium  
 Manufacturer warranty: 12 months



Ideal for nipping to the shops or for loading into the car to take with you to the supermarket or on holiday

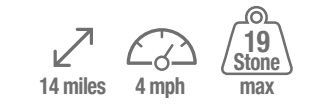
## iRide

Speed: 3.7 mph  
 Range: 12.7 miles  
 User weight: 17.12 stone  
 Tyre: Solid  
 Length: 96.8cm  
 Width: 48.8cm  
 Suspension: No  
 Lights: No  
 Foldable: Manual  
 Battery: Lithium  
 Manufacturer warranty: 12 months



## E Foldi Lite

Speed: 4 mph  
 Range: 14 miles  
 User weight: 19 stone  
 Tyre: Air filled  
 Length: 110cm  
 Width: 53cm  
 Suspension: No  
 Lights: No  
 Foldable: Manual  
 Battery: Lithium  
 Manufacturer warranty: 12 months



Manimo Plus - See page 5



**ST1**

Speed: **4 mph**  
 Range: **6 miles**  
 User weight: **18 stone**  
 Tyre: **Solid**  
 Length: **100cm**  
 Width: **51cm**  
 Suspension: **No**  
 Lights: **No**  
 Foldable: **Easily dismantles**  
 Battery: **12 Ah**  
 Manufacturer warranty: **2 years**

**Cost Effective****Zest Plus**

Speed: **4 mph**  
 Range: **18 miles**  
 User weight: **23.6 stone**  
 Tyre: **Solid**  
 Length: **112cm**  
 Width: **57cm**  
 Suspension: **Yes**  
 Lights: **Yes**  
 Foldable: **Easily dismantles**  
 Battery: **33 Ah**  
 Manufacturer warranty: **2 years**

**Scout Venture**

The Scout Venture has many new features which are only normally found on larger scooters. Its the first Drive mini scooter to include Delta Bars as standard, it also features the next generation Drive splitting mechanism.

Speed: **4 mph**  
 Range: **13 miles**  
 User weight: **20 stone**  
 Tyre: **Solid**  
 Length: **108cm**  
 Width: **48cm**  
 Suspension: **No**  
 Lights: **No**  
 Foldable: **Easily dismantles**  
 Battery: **20 Ah**  
 Manufacturer warranty: **12 months**

**Jazzy Zero Turn**

Navigate tight corners and small spaces effortlessly with a 38" turning radius.

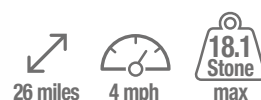
Speed: **4 mph**  
 Range: **11 miles**  
 User weight: **21 stone**  
 Tyre: **Solid**  
 Length: **116cm**  
 Width: **50.8cm**  
 Suspension: **Yes**  
 Lights: **Yes**  
 Foldable: **Easily dismantles**  
 Battery: **22 Ah**  
 Manufacturer warranty: **12 months**

**Li Tech Air**

Speed: **4 mph**  
 Range: **7 miles**  
 User weight: **21 stone**  
 Tyre: **Solids**  
 Length: **104cm**  
 Width: **50cm**  
 Suspension: **Yes**  
 Lights: **No**  
 Foldable: **Easily dismantles**  
 Battery: **Lithium**  
 Manufacturer warranty: **12 months**

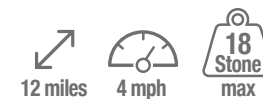
**Lithilite Pro**

Speed: **4 mph**  
 Range: **26 mile**  
 User weight: **18.1 stone**  
 Tyre: **Solid**  
 Length: **90cm**  
 Width: **50cm**  
 Suspension: **Yes**  
 Lights: **No**  
 Foldable: **Easily dismantles**  
 Battery: **Lithium - 37.2 Ah**  
 Manufacturer warranty: **12 months**

**Long Range****Apex Alumatite**

The lightest aluminium travel scooter on the market!

Speed: **4 mph**  
 Range: **12 miles**  
 User weight: **18 stone**  
 Tyre: **Solid**  
 Length: **102cm**  
 Width: **49cm**  
 Suspension: **No**  
 Lights: **No**  
 Foldable: **Easily dismantles**  
 Battery: **Lithium**  
 Manufacturer warranty: **12 months**

**Apex Lite**

Speed: **4 mph**  
 Range: **10 miles**  
 User weight: **21.6 stone**  
 Tyre: **Solid**  
 Length: **11.2cm**  
 Width: **49cm**  
 Suspension: **No**  
 Lights: **No**  
 Foldable: **Easily dismantles**  
 Battery: **12 Ah**  
 Manufacturer warranty: **12 months**







### Apex Rapid

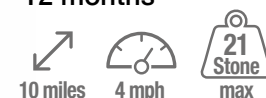
Speed: 4 mph  
Range: 11 miles  
User weight: 21.6 stone  
Tyre: Solid  
Length: 104cm  
Width: 52.1cm  
Suspension: Yes  
Lights: Yes  
Foldable: Easily dismantles  
Battery: 22 Ah  
Manufacturer warranty: 12 months



### Gogo Elite Traveller

Cost Effective

Speed: 4 mph  
Range: 10 miles  
User weight: 21 stone  
Tyre: Solid  
Length: 100cm  
Width: 49.5 cm  
Suspension: No  
Lights: No  
Foldable: Easily dismantles  
Battery: 12 Ah  
Manufacturer warranty: 12 months



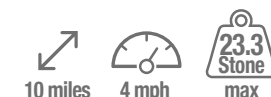
### Maximo

Speed: 4 mph  
Range: 12 miles  
User weight: 20.9 stone  
Tyre: Air filled  
Length: 97cm  
Width: 60cm  
Suspension: Yes  
Lights: Yes  
Foldable: Manual  
Battery: Lithium  
Manufacturer warranty: 2 years



### GoGo Elite Traveller Sport

Speed: 4 mph  
Range: 10 miles  
User weight: 23.3 stone  
Tyre: Solid  
Length: 109.2cm  
Width: 54cm  
Suspension: No  
Lights: Yes  
Foldable: Easily dismantles  
Battery: 18 Ah  
Manufacturer warranty: 12 months

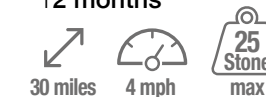


## Mid-Range Scooters

'Mrs Johnson  
enjoying a day  
trip to the coast  
on her SelfSure  
Scooter''

### Envoy 4

Speed: 4 mph  
Range: 30 miles  
User weight: 25 stone  
Tyre: Air filled  
Length: 121cm  
Width: 60cm  
Suspension: Yes  
Lights: Yes  
Foldable: No  
Battery: 50 Ah  
Manufacturer warranty: 12 months



Long Range



Under Seat Storage



### Revo 2.0

Speed: 4 mph  
Range: 15.5 miles  
User weight: 26.11 stone  
Tyre: Solid  
Length: 119cm  
Width: 53cm  
Suspension: Yes  
Lights: Yes  
Foldable: No  
Battery: 35 Ah  
Manufacturer warranty: 12 months



S425 - See page 10

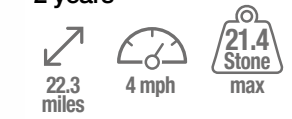




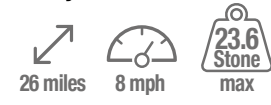
**Sapphire 2**  
 Speed: 4 mph  
 Range: 18.6 miles  
 User weight: 23.7 stone  
 Tyre: Air filled  
 Length: 121cm  
 Width: 59cm  
 Suspension: No  
 Lights: Yes  
 Foldable: Easily dismantles  
 Manufacturer warranty: 2 years  
 Battery: 35 Ah



**S400**  
 Speed: 4 mph  
 Range: 22.3 miles  
 User weight: 21.4 stone  
 Tyres: Solid  
 Length: 134cm  
 Width: 64cm  
 Suspension: Yes  
 Lights: Yes  
 Foldable: No  
 Battery: 38 Ah  
 Manufacturer warranty: 2 years

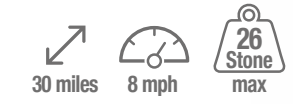


**S425**  
 Speed: 8 mph  
 Range: 26 miles  
 User weight: 23.6 stone  
 Tyres: Air filled  
 Length: 131cm  
 Width: 66cm  
 Suspension: Yes  
 Lights: Yes  
 Foldable: No  
 Battery: 55 Ah  
 Manufacturer warranty: 2 years



Long Range

**Envoy 8**  
 Speed: 8 mph  
 Range: 30 miles  
 User weight: 26 stone  
 Tyres: Air filled  
 Length: 121cm  
 Width: 60cm  
 Suspension: Yes  
 Lights: Yes  
 Foldable: No  
 Battery: 50 Ah  
 Manufacturer warranty: 12 months



Long Range

## Mid-Range Plus Scooters




'A SelfSure customer enjoying time with his grandson'



**Colt Sport**  
 Speed: 8 mph  
 Range: 20 miles  
 User weight: 25st  
 Tyre: Solid  
 Length: 119.4cm  
 Width: 65.7cm  
 Suspension: Yes  
 Lights: Yes  
 Foldable: No  
 Battery: 45 Ah  
 Manufacturer warranty: 12 months



**Colt Pursuit**  
 Speed: 8 mph  
 Range: 20 miles  
 User weight: 28.8 stone  
 Tyre: Air filled  
 Length: 135cm  
 Width: 63.5cm  
 Suspension: Yes  
 Lights: Yes  
 Foldable: No  
 Battery: 50 Ah  
 Manufacturer warranty: 12 months





**Elite 2 Plus**

Speed: 8 mph  
Range: 28 miles  
User weight: 27.6 stone  
Tyres: Air filled  
Length: 137cm  
Width: 65cm  
Suspension: Yes  
Lights: Yes  
Foldable: No  
Battery: 70 Ah  
Manufacturer warranty: 2 years

**Vita E**

Speed: 8 mph  
Range: 23 miles  
User weight: 25 stone  
Tyres: Air filled  
Length: 142cm  
Width: 66cm  
Suspension: Yes  
Lights: Yes  
Foldable: No  
Battery: 50 Ah  
Manufacturer warranty: 2 years

**Kymco Maxi**

Speed: 8 mph  
Range: 25 miles  
User weight: 31 stone  
Tyre: Air filled  
Length: 145cm  
Width: 67cm  
Suspension: Yes  
Lights: Lights: Yes  
Foldable: No  
Battery: 75 Ah  
Manufacturer warranty: 2 years

**Royale 4**

Speed: 8 mph  
Range: 32 miles  
User weight: 29 stone  
Tyres: Air filled  
Length: 158cm  
Width: 73cm  
Suspension: Yes  
Lights: Yes  
Foldable: No  
Battery: 75 Ah  
Manufacturer warranty: 12 months



# Heavy Duty Scooters

The only mobility scooter to feature an Interior Heater, Remote Central Locking, Reversing Camera & Rear Parking Sensors

**Cabin Car**

Speed: 8 mph  
Range: 30 miles  
User weight: 28 stone  
Tyre: Air filled  
Length: 158cm  
Width: 76.5cm  
Suspension: Yes  
Lights: Lights  
Foldable: No  
Manufacturer warranty: 2 years  
Battery: 75 Ah

**Standard Features**

- Bright rear LED lights
- Dual-speed windscreen wiper
- Durable floor mats
- Easy access doors
- Electronic braking system
- Charging cable (0.7m)
- Follow me home lights
- Four-way adjustable Driving position
- Large cup holder
- Smooth acceleration system
- Super 1400 watt motor
- Thumb controls
- Trip computer
- Twin USB charging ports
- Ultra-soft suspension
- Windscreen washer

**Available standard colours**

Breeze S4 - See page 14






### Super Sport

Speed: 8 mph  
Range: 20-30 miles  
battery dependent  
User weight: 31 stone  
Tyre: Air filled  
Length: 162cm  
Width: 74cm  
Suspension: Yes  
Lights: Yes  
Foldable: No  
Battery: 45-75 Ah  
Manufacturer warranty: 2 years



### Cobra

Speed: 8 mph  
Range: 20-30 miles  
User weight: 28 stone  
Tyres: Air filled  
Length: 160cm  
Width: 73cm  
Suspension: Yes  
Lights: Yes  
Foldable: No  
Manufacturer warranty: 12 months  
Battery: 79 Ah



### Ranger

Speed: 8 mph  
Range: 37 miles  
User weight: 25 stone  
Tyre: Chunky air filled  
Length: 155.6cm  
Width: 82.9cm  
Suspension: Yes  
Lights: Lights  
Foldable: No  
Battery: 75 Ah  
Manufacturer warranty: 12 months



### Breeze S4

Canpoe added extra  
Speed: 8 mph  
Range: 30 miles  
User weight: 31.5 stone  
Tyres: Air filled  
Length: 163cm  
Width: 68cm  
Suspension: Yes  
Lights: Yes  
Foldable: No  
Manufacturer warranty: 2 years  
Battery: 50 Ah



## Scooters Accessories



Arm Rest Bag



Mobility Bag with Holder



Lockable Rear Box




Puncture Sealant



Mobility Bag



Backpack Scooter Bag



Easy Travel Ramp



Caddy Trailer





Sides



All weather



Solid

Control Panel  
Cover

Scooter Cape

Scooter  
Storage CoverDeluxe Lined  
Scooter Coat

Seat Cover



### Scooter Shelter

Rigid folding steel structure with heavy duty canvas cover, 2 access flaps for easy battery charging.

Length: **232cm**

Width: **97.5cm**

Height: **130cm**



### Scooter Hub

The perfect mobility scooter storage solution for users who long for complete protection, a superb level of accessibility and total peace of mind.



### Elev8

#### Portable mobility hoist

The Elev8 is a Portable Mobility Hoist that is designed for those users that have difficulty when lifting their Mobility Scooter into the car boot.

Maximum load weight: **50 kgs**

Mobility Hoist folded dimensions:

**75cm x 48cm x 23cm (29.5 x 18.8 x 9")**

Mobility Hoist minimum height: **23cm (9")**

Mobility Hoist length: **75cm (29.5")**

Mobility Hoist width: **48cm (19")**

Mobility Hoist maximum height: **91cm (35.75")**





# A guide to helping you choose the right Powerchair

The key to buying a Powerchair (powered wheelchair) is to think about your requirements today but also what you might need in the future. This process helps you future proof your purchases and will help save money in the long run. Our Advisors are here to help you find the right product. We do this by assessing your circumstances, needs and wants. You will find our Advisors friendly and informative.

## Is a powerchair right for me?

Powerchairs are designed for people who have virtually no mobility and/or people who have specific health conditions. Personally if I had to choose between a scooter and a powerchair, I would go for the powerchair purely because it is much more manoeuvrable, but that's just a personal choice.

## Which powerchair should I choose?

Be realistic by answering the following questions:

## Do I feel that I can use a powerchair?

Remember everyone needs to practice at first. You will get a full handover and instruction of how to use your product. Do you have someone who can go out with you on your first journeys? Planning your journey will give you more confidence.

## Do I have reasonable visibility to ensure you and other pedestrians are safe?

## What is my weight?

You will need to buy a powerchair that can take your weight. Is my weight stable or could it increase? Take this into account.

## How often will I use my powerchair and for how long?

If you are sat in your powerchair for most of the day you may want to consider the quality of seating.

## Where will I use my powerchair the most?

Indoors, locally or trips away in the car/public transport.

## Will I be able to get on and off the powerchair?

Do I need side or front access?

## How far do I want to travel?

Maybe as you gain confidence you may want to travel further than you think.

## What speed do I want to travel?

The maximum speed you can travel on the pavement is 4mph, on the road is 8mph. These are maximum speeds. You are in control of the speed at all times. All powerchairs have an automatic breaking system.

## Where will I store my powerchair?

Customers will store products in a garage, shed, and house or under a heavy duty cover. Make sure you can easily get to your powerchair and the powerchair does not get in your way.

## Battery charging

Make sure you can charge your powerchair in the same place as you store it.

## Do you have easy access from where you store your powerchair to the pavement outside your home? Do you need a ramp? Are the gates wide enough?

What is the terrain going to be like where I use my powerchair? Hilly, flat etc. Do I need bigger tyres for better ground clearance?

## Do I need a made to measure powerchair?

These are also known in the industry as prescription chairs. We have highlighted which powerchairs are prescription chairs and which are not. Prescription chairs are more expensive than an off the shelf powerchair but tend to be more comfortable, include more functionality and are more future proof in that the chair can be reconfigured if and when your circumstances change.

There seems a lot of questions to answer but don't worry we are here to help. Just pick up the phone and one of our Advisors will be happy to help or you can arrange for a visit to your home.



## Powerchairs



Q700-Up M Sedo Ergo - See page 21

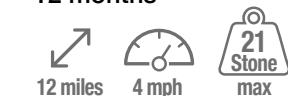


### EFOLDI

Weighing only 15Kg the eFOLDi Powerchair is the lightest in its class, perfect for travel or everyday use. Soft, breathable but hardwearing fabric makes the chair comfortable for prolonged use. The attendant control also allows a helper to manage the chair easily.

Speed: **4 mph**  
Range: **12 miles**  
User weight: **21 stone**  
Tyres: **Front air filled, back solid**  
Length: **92cm**  
Width: **92cm**  
Suspension: **No**  
Foldable: **Yes**

Seat size: **One size**  
Options: **No**  
Prescription: **No**  
Battery: **Lithium**  
Manufacturer warranty: **12 months**




### IGo +

A lightweight and compact powerchair that offers unprecedented comfort and convenience - just unfold and go! Part of the iGO range the iGO+ features front suspension, comfortable seating, convenient storage and ample foot room. The iGO+ has a compact and lightweight design and can fold in just a few simple steps for effortless transport; makes travelling a breeze. Simply unfold and travel with the iGo+.

Speed: **3.6 mph**  
Range: **11 miles**  
User weight: **17 stone**  
Tyres: **Air filled**  
Length: **101.6cm**  
Width: **59.7cm**  
Suspension: **Yes**  
Foldable: **Yes**

Seat size: **One size**  
Options: **No**  
Prescription: **No**  
Battery: **Lithium - 18.2 Ah**  
Manufacturer warranty: **12 months**





**Q100R**

Speed: 3.7 mph  
Range: 19 miles  
User weight: 19.6 stone  
Length: 100.33cm  
Width: 53.34cm  
Suspension: No  
Foldable: No  
Seat size: Various  
Options: Yes  
Prescription: Yes  
Battery: 55 Ah  
Manufacturer warranty: 2 Years

**Q200R**

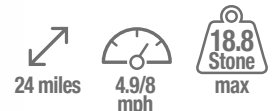
Speed: 3.7 mph  
Range: 19 miles  
User weight: 21.4 stone  
Length: 106.68cm  
Width: 57.9cm  
Suspension: Yes  
Foldable: No  
Seat size: Various  
Options: Yes  
Prescription: Yes  
Battery: 55 Ah  
Manufacturer warranty: 2 years

**Q700 M Sedeo Pro**


Speed: 4.9 mph  
Range: 24.8 mile  
(80 amp batteries)  
User weight: 25.1 stone  
Length: 119cm  
Width: 70cm  
Suspension: Yes  
Foldable: No  
Seat size : Various  
Options: Yes  
Prescription: Yes  
Battery: 60/80 Ah  
Manufacturer warranty: 2 years

**Q700-Up M Sedeo Ergo**

Speed: 4.9/8 mph  
Range: 24 miles  
User weight: 18.8 stone  
Length: 107cm  
Width: 62cm  
Suspension: Yes  
Foldable: No  
Seat size: Various  
Options: Yes  
Prescription: Yes  
Battery: 60/80 Ah  
Manufacturer warranty: 2 years

**Q500 M Sedeo Pro**

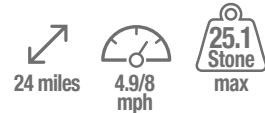
Speed: 4.9 mph  
Range: 24.8 mile (80 amp batteries)  
User weight: 25.1 stone  
Length: 128cm  
Width: 62cm  
Suspension: Yes  
Foldable: Yes  
Seat size: Various  
Options: Yes  
Prescription: No  
Battery: 60/80 Ah  
Manufacturer warranty: 2 years

**Q300 M Mini**


Speed: 6.2 mph  
Range: 22.3 miles  
User weight: 21.4 stone  
Length: Various from 105.9cm  
Width: Various from 35.56  
Suspension: Yes  
Foldable: No  
Seat size: Various  
Options: Yes  
Prescription: Yes  
Battery: From 41 Ah  
Manufacturer warranty: 2 years

**Q700 M Sedeo Ergo**

Speed: 4.9/8 mph  
Range: 24 miles  
User weight: 25.1 stone  
Length: 107cm  
Width: 62cm  
Suspension: Yes  
Foldable: No  
Seat size: Various  
Options: Yes  
Prescription: No  
Battery: 60/80 Ah  
Manufacturer warranty: 2 Years

**Q500 R Sedeo Pro**

Speed: 4.9/8 mph  
Range: 24.8 miles  
User weight: 25.1 stone  
Length: 118cm  
Width: 64cm  
Suspension: Yes  
Foldable: No  
Seat size: Various  
Options: Yes  
Prescription: Yes  
Battery: 60/80 Ah  
Manufacturer warranty: 2 Years

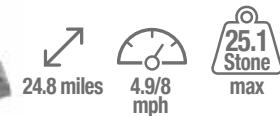






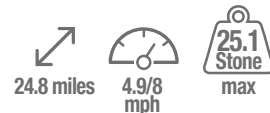
### Q700 R Sedeo Pro

Speed: **4.9/8 mph**  
 Range: **24.8 miles**  
 User weight: **25.1 stone**  
 Length: **137cm**  
 Width: **64cm**  
 Suspension: **Yes**  
 Foldable: **No**  
 Seat size: **Various**  
 Options: **Yes**  
 Prescription: **Yes**  
 Manufacturer warranty: **2 Years**  
 Battery: **60/80 Ah**



### Q500 F Sedeo Pro

Speed: **4.9/8 mph**  
 Range: **24.8 miles**  
 User weight: **25.1 stone**  
 Length: **134cm**  
 Width: **64cm**  
 Suspension: **Yes**  
 Foldable: **No**  
 Seat size: **Various**  
 Options: **Yes**  
 Prescription: **Yes**  
 Manufacturer warranty: **2 Years**  
 Battery: **60/80 Ah**



### Jazzy 600 ES

Outstanding performance, excellent control  
 Speed: **4 mph**  
 Range: **12 miles**  
 User weight: **21.6 stone**  
 Length: **90.2cm**  
 Width: **62.2cm**  
 Suspension: **Yes**  
 Foldable: **No**  
 Seat size: **Various**  
 Options: **No**  
 Prescription: **Yes**  
 Manufacturer warranty: **12 months**  
 Battery: **50 Ah**




### Q400 M Sedeo Lite

Speed: **6.2 mph**  
 Range: **24.8 miles**  
 User weight: **21.4 stone**  
 Length: **Various upto 112.7cm**  
 Width: **Various upto 61.9cm**  
 Suspension: **Yes**  
 Foldable: **No**  
 Seat size: **Various**  
 Options: **Yes**  
 Prescription: **Yes**  
 Battery: **From 50 Ah**  
 Manufacturer warranty: **12 months**



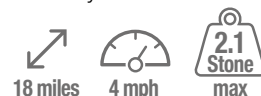
### Q700 F Sedeo Pro

Speed: **4.9/8 mph**  
 Range: **24.8 miles**  
 User weight: **25.1 stone**  
 Length: **134cm**  
 Width: **64cm**  
 Suspension: **Yes**  
 Foldable: **No**  
 Seat size: **Various**  
 Options: **Yes**  
 Prescription: **Yes**  
 Manufacturer warranty: **2 Years**  
 Battery: **60/80 Ah**



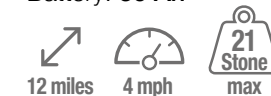
### Jazzy Air 2

Elevate your life to the next level with the Jazzy Air 2!  
 Speed: **4 mph**  
 Range: **18 miles**  
 User weight: **21 stone**  
 Length: **106.7cm**  
 Width: **59cm**  
 Suspension: **Yes**  
 Foldable: **Yes**  
 Seat size: **Various**  
 Options: **No**  
 Prescription: **No**  
 Manufacturer warranty: **12 months**  
 Battery: **40 Ah**



### Seren with Clinical Seat

The nimble Seren is an ultra-manoeuvrable powerchair which can be used both indoors and outdoors.  
 Speed: **4 mph**  
 Range: **12 miles**  
 User weight: **21 stone**  
 Length: **100cm**  
 Width: **61cm**  
 Suspension: **Yes**  
 Foldable: **No**  
 Seat size: **Various**  
 Options: **Yes**  
 Prescription: **No**  
 Manufacturer warranty: **12 months**  
 Battery: **36 Ah**



### Titan AXS

The nimble Seren is an ultra-manoeuvrable powerchair which can be used both indoors and outdoors.  
 Speed: **4 mph**  
 Range: **19 miles**  
 User weight: **21 stone**  
 Length: **100cm**  
 Width: **59cm**  
 Suspension: **Yes**  
 Foldable: **No**  
 Seat size: **One size**  
 Options: **No**  
 Prescription: **No**  
 Manufacturer warranty: **12 months**  
 Battery: **33 Ah**





# Wheelchairs

## A guide to helping you choose the right Wheelchair

The key to buying a wheelchair is to think about your requirements today but also what you might need in the future. This process helps you future proof your purchases and will help save money in the long run. Our Advisors are here to help you find the right product. We do this by assessing your circumstances, needs and wants. You will find our Advisors friendly and informative.

### Which wheelchair should I choose?

#### Do I want a wheelchair that I propel myself?

(Self-Propelled Wheelchairs with large rear wheels)  
Or will I be pushed by a friend or family member?  
(Attendant Wheelchairs with small rear wheels) Or maybe a bit of both?

#### Do I want large or small rear wheels?

If you want to self-propel or have a more comfortable ride, go for the larger wheels. Also, larger wheels are quick release (removable) making the wheelchair easier to put into the back of the car. Most smaller wheels are also quick release. Go for the smaller wheels if you are an occasional user and/or unable to propel yourself.

#### What is my weight?

You will need to buy a wheelchair that can take your weight. Is my weight stable or could it increase? Take this into account.

#### How often will I use my wheelchair and for how long?

If you are sat in your wheelchair for most of the day, you may want to consider the quality of seating?

Where will I use my wheelchair the most?  
Indoors, locally or trips away in the car/public transport.

#### Does it need to be lightweight to lift in and out of car?

If so go for an aluminium, carbon or titanium chair. Most chairs have removable leg rests, wheels, and half folding backs to make lifting the chair easier.

#### Will I be able to get on and off the wheelchair? Do I need side or front access?

#### What is the terrain going to be like where I use my wheelchair?

Hilly, flat etc. Go for the bigger wheels if you are going over uneven ground.

#### Do I need a made to measure wheelchair?

(Better for the longer term but more cost) Or will an off the shelf product be suitable? If you use your wheelchair often I would recommend going for the made to measure option.

#### Should I choose air filled or solid puncture proof tyres?

If you had a puncture, do you have someone to help you? Solid tyres make the ride more uncomfortable but are fine for short journeys or occasional use. You can put resistant gel into air filled tyres to reduce the risk of puncture.

There seems a lot of questions to answer but don't worry we are here to help. Just pick up the phone and one of our Advisors will be happy to help or you can arrange for a visit to your home.



### Travelite Aluminium

Sturdy yet lightweight, this occasional use chair is ideal for shopping trips & holidays. Folds to approx 1/3 the size of a typical folded wheelchair for easy transportation and storage.

Lightweight: **9.2kg**  
Seat width: **18inch**  
User weight: **18 stone**  
Call 0800 110 5873 to order



### Heavy Duty Travel Chair

Folds for transport and storage. Reinforced steel frame provides added support.

Weight: **22kg**  
Seat width: **22inch**  
User weight: **32 stone**  
Call 0800 110 5873 to order



### Spirit Travel Chair In A Bag

Lightweight: **8.6kg**  
Back rest: **Half-folding**  
Seat width: **19inch**  
User weight: **18 stone**  
Colour: **Silver, purple or red**  
Call 0800 110 5873 to order



Feather Weight

### Travel Chair Aluminium

Lightweight: **9kg**  
Back rest: **Half-folding**  
Seat width: **19inch**  
User weight: **18 stone**  
Call 0800 110 5873 to order



### Travel Chair Aluminium Plus

Cable brakes  
Lightweight: **11kg**  
Back rest: **Half-folding**  
Seat width: **19inch**  
User weight: **21 stone**  
Call 0800 110 5873 to order



### Travel Chair Steel

Folding push handles  
Lightweight: **12kg**  
Back rest: **Half-folding**  
Seat width: **19inch**  
User weight: **18 stone**  
Call 0800 110 5873 to order



### Lomax HDM

Modular wheelchair  
Transit and self-propelled  
Weight: **Heavy duty**  
Seat width: **Optional**  
User weight: **25 stone**  
Call 0800 110 5873 to order





### Lightweight Aluminium

Lightweight: **12.3kg**  
Seat width: **18inch**  
User weight: **18 stone**  
Self-propel available  
Call 0800 110 5873 to order



### RXS Folding

A proven lightweight folding wheelchair that delivers  
Lightweight: **From 14kg**  
Seat width: **13.7/20inch**  
User weight: **17.8 stone**  
Colour: 22 options  
Call 0800 110 5873 to order



### BREEZY BasiX<sup>2</sup> Folding Wheelchair

Lightweight: **13.8kg**  
Back rest: **Tension adjustable**  
Seat width: **41/46cm**  
User weight: **19.7 stone**  
Call 0800 110 5873 to order



### Life R Rigid

The adjustable, rigid wheelchair for active users  
Lightweight: **From 10.7kg**  
Seat width: **34/48cm**  
User weight: **19.7 stone**  
Colour: **10 options**  
Call 0800 110 5873 to order



### Xenon 2

The sleek, effortlessly foldable open-frame fits easily into the smallest cars  
Lightweight: **From 11kg**  
Seat width: **30/50cm**  
User weight: **22 stone**  
Colour: **32 colour options**  
Call 0800 110 5873 to order



Available with attendant controlled wheelchair with power pack



### Strongback Attendant Controlled

Lightweight aluminium frame  
Effective everyday posture support  
User weight: **18 stone**  
Seat width: **16/18inch (40/45cm)**  
Call 0800 110 5873 to order



### Strongback Self Propelled

Lightweight aluminium frame  
Effective everyday posture support  
User weight: **21 stone**  
Seat width: **16/18/20inch (40/45/50cm)**  
Call 0800 110 5873 to order



### Ultra Lightweight

Lightweight: **13kg**  
Back rest: **Half-folding**  
Seat width: **17/20inch**  
User weight: **18 stone**  
Self-propel available  
Call 0800 110 5873 to order

### SD2 Aluminium

Removable arms  
Lightweight: **16.4kg (18")**  
Back rest: **Half-folding**  
Seat width: **18/20/22inch**  
User weight: **21 stone**  
Self-propel available  
Call 0800 110 5873 to order



### XS2 Aluminium

Removable arms  
Lightweight: **15.6kg (16")**  
Back rest: **Half-folding**  
Seat width: **16/18/20inch**  
User weight: **21 stone**  
Self-propel available  
Call 0800 110 5873 to order



### K Chair

Removable footrests  
Adjustable suspension  
Weight: **19kg**  
Back rest: **Half-folding**  
Seat width: **18inch**  
User weight: **18 stone**  
Colour: **Blue or red**  
Call 0800 110 5873 to order



### XS Aluminium

Removable arms  
Lightweight: **15kg**  
Back rest: **Half-folding**  
Seat width: **18/20inch**  
User weight: **18st max**  
Colour: **Red or blue**  
Self-propel available  
Call 0800 110 5873 to order



### Xenon<sup>2</sup> FF Folding

An ultra-lightweight wheelchair that's easy to fold, lift and transport  
Lightweight: **From 8.8kg**  
Seat width: **32/46cm**  
User weight: **17 stone**  
Colour: **32 options**  
Call 0800 110 5873 to order



### Argon<sup>2</sup> Rigid

Fully adjustable lightweight active wheelchair.  
Lightweight: **From 8kg**  
Seat width: **30/50cm**  
User weight: **19.7 stone**  
Colour: **32 colour options**  
Call 0800 110 5873 to order



### Helium Rigid

An extremely strong, sturdy and ultra-lightweight wheelchair  
Lightweight: **From 6.8kg**  
Seat width: **32/46cm**  
User weight: **19.7stone**  
Colour: **32 options**  
Call 0800 110 5873 to order



### Helium Pro Rigid

The ultra-lightweight wheelchair with a proven and durable design  
Lightweight: **From 6.4kg**  
Seat width: **32/46cm**  
User weight: **19.7stone**  
Colour: **32 options**  
Call 0800 110 5873 to order





Poncho  
Elasticated  
Hem



Wheelchair  
Mac



Poncho  
Flat Hem



Wheelchair Cosy



Channel Ramp



Folding Ramp



Threshold Ramp



Roll Up Ramp



Pannier Bag



Seat Bag



Bag Set



## Walking Aids

### A guide to helping you choose the right Walking Aid

The key to buying a wheelchair is to think about your requirements today but also what you might need in the future. This process helps you future proof your purchases and will help save money in the long run. Our Advisors are here to help you find the right product. We do this by assessing your circumstances, needs and wants. You will find our Advisors friendly and informative.

#### Which walking aid should I choose?

#### Do I want large or small rear wheels?

Larger wheels make it easier to move but add to the weight of the product?

#### What is my weight?

You will need to buy a walking aid that can take your weight.

#### Is my weight stable or could it increase?

Take this into account.

#### Does it need to be lightweight to lift in and out of car?

If so go an aluminium rather than steel.

#### What is the terrain going to be like where I use my walking aid?

Hilly, flat etc. Go for the bigger wheels if you are going over uneven ground.

#### Do I need to sit down when I'm using my walking aid?

Choose one with a seat.

#### What kind of grips should I have?

Ergonomic ones are most comfortable and help spread the pressure of your body weight on the hands. They are easier to grip.

#### Can you use the brakes?

There are different designs to choose from.

#### Do you need to go through anything that is really narrow?

In this case a tri-walker may be better.

#### Top tips

Make sure your walking aid is set to the right height. If you stand upright and measure from the floor to your wrist when your arms are straight by your sides, this is the height your walking aid needs to be: rollator, tri-walker, walking stick etc. Make sure you are wearing your normal footwear when you do this. If you are unsure go for a height adjustable product, this way you can change the height if you need to.

There seems to be a lot of questions to answer but don't worry we are here to help. Just pick up the phone and one of our Advisors will be happy to help or you can arrange for a visit to your home.





### Torro

Arthritic friendly loop lock cable brakes, large width seat and back rest.  
Weight: **6.9kg**  
User weight: **23.5 stone**



### Nitro Elite

Ultra lightweight carbon fibre frame, cane holder as standard.  
Weight: **6.3kg**  
User weight: **21 stone**



Ultra Feather Weight

### Featherlite Walker

Handy flip down seat, narrow folding for basic storage.  
Weight: **4.5kg**  
User weight: **18.9 stone**



### Steel Tri Walker with bag basket and tray

Durable yet lightweight frame for easy transportation.  
Weight: **7kg**  
User weight: **20 stone**



### Steel Tri Walker with push down brakes

Includes large basket for carrying essentials, idea for users with limited strength.  
Weight: **6kg**  
User weight: **20 stone**



### Flame

Folds down for compact storage, easy to clean bag.  
Weight: **5kg**  
User weight: **21 stone**



### Nitro

Lightweight aluminium frame which has been designed for easy manoeuvrability.  
Weight: **12.9kg**  
User weight: **32 stone**



### X Fold

Very compact size, ideal for storage and portability, push button height adjustment.  
Weight: **8.35kg**  
User weight: **21 stone**



### Suspension Rollator

Sophisticated shock absorbing suspension.  
Weight: **9.07kg**  
User weight: **21 stone**



### Steel

Handle height adjusts for user requirements.  
Weight: **7kg**  
User weight: **20 stone**

### Tri Walker with seat

Unique seat design for rest, handy size pocket for essentials.  
Weight: **7kg**  
User weight: **18 stone**



Ultra Feather Weight

### Ultra-lightweight

Rust proof and robust aluminium frame.  
Weight: **4.7kg**  
User weight: **18 stone**





## Battery Care

### Top Tips Battery Care

#### Initial Charge

Most manufacturers recommend you leave the batteries on charge for 24 hours before you use the scooter.

#### New Batteries

Will only come partially charged. Your new batteries will need to be “conditioned up” to full working capacity. This basically consists of 5 to 10 full charges, resulting in the batteries performing to 100% capacity.

#### Charging Frequency

Charge your scooter after each use or once a week if you are not using your scooter, i.e. during bad weather, holidays, etc.

#### Charging Time

8 to 12 hours. Most scooter users leave their scooter on charge overnight. Charging must be continuous without unplugging the charger. Most chargers will automatically switch off when the batteries are fully charged.

#### Battery Lifespan & Range

Batteries are a consumable item and will wear out over a period of time. The life of the batteries and the range is dependent on charging correctly, usage, mileage travelled, terrain type, air temperature and user weight.

#### Charger

Check your charger regularly to ensure it is working correctly. Failure to do this may cause the batteries to become flat, which in turn will damage the battery and invalidate the battery warranty. Always use the charger supplied with your scooter or a compatible charger provided by a reputable supplier.

#### Replacement

Always replace batteries in pairs, not in single units. Placing a new battery with an old battery will potentially damage the new battery and reduce its lifespan.

#### Care

Try to keep your batteries clean, particularly the terminals. Make sure the connections to the terminals are tight and unobstructed. Do not store your batteries in extreme temperatures

#### Advice

If you require further advice about batteries or the care and maintenance of your scooter, please call the Customer Service Dept. on Freephone 0800 110 5873.

#### Quality

The materials used by the manufacturer affect the overall performance of the battery including battery life, range and power. SelfSure uses MK batteries, a very reputable and well established worldwide battery supplier.

## Insurance & Warranty

I think I've become a little blasé towards insurance and warranty over the years. We are being told to get insured for absolutely everything and being sold 5 year warranties on £25 kettles. It's no wonder we switch off.

My sincere opinion is to give it careful consideration and understand the risks and potential costs of repair if you don't have the right cover in place.

You can buy cover from various sources, but the most common is an Industry Specialist Broker or by adding the product to your existing household insurance. Always ensure you compare the level of cover if you decide to get several quotes.

### I recommend buying from an Industry Specialist for the following reasons:

1. The policies are offered by a market specialist who, in most cases, can immediately authorise an insurance or warranty claim, ensuring a hassle free and speedy response
2. The level of cover is generally much more comprehensive than household insurance

You can call the team at SelfSure who can arrange the type of cover which is right for you. They will ask you some simple questions and, if you want to go ahead, they complete all the forms on your behalf. It's that simple!

On balance, the majority of our customers realise that it makes sense to invest in an insurance and warranty policy, rather than run the risk of having no cover and having to pay for sudden and unforeseen expense.

Breakdown recovery can be purchased separate to the insurance policy, if required.

Understanding the difference between insurance and warranty is best explained by comparing it to car insurance and warranty. The insurance can cover things like accidents, theft, breakdown, etc. whilst the warranty covers you for mechanical and electrical problems such as motor failure.

**Call SelfSure on 0800 110 5873 for a FREE Key Facts Sheet and booklet which fully explains what is and what isn't covered.**

### Top Tips...

Always remove your key from your mobility scooter. Not doing so may invalidate an insurance claim for theft or vandalism



## How to order

Ordering couldn't be easier, simply telephone our friendly call centre or email us with your request

### Get in touch

Simply telephone our friendly call centre or email us with your request.

**Telephone:** 0800 110 5873

**Email:** [sales@self-sure.co.uk](mailto:sales@self-sure.co.uk)

**Website:** [www.self-sure.co.uk](http://www.self-sure.co.uk)

**Post:** Send your order and cheque made payable to SelfSure to

SelfSure, Unit 3 The Gallery,  
Concept Court, Manvers,  
Wath-upon-Deerne S63 5DB

### Payment Methods

0% or low rate finance  
Debit / Credit Cards  
Bank Transfer (BACS)  
Cheque  
Cash on Delivery

### Simple Returns Policy

If you receive a product which is incorrect, faulty or damaged, SelfSure will replace the product or refund you in full.

If you receive a product which is correct, but is not suitable for you, please do not use it and put it back in its original packaging. If SelfSure receives it back in new condition, SelfSure will refund you in full, less any delivery or collection costs.

If a product is made to measure, unfortunately no refund can be given.

If you remove a product from its packaging or use a product which consequently may be perceived as contaminated or not clean, unfortunately no refund can be given.

SelfSure will always endeavour to act in a fair manner which results in a win/win outcome for all concerned.

Please feel free to ask for a copy of our full terms and conditions or visit our website [www.self-sure.co.uk](http://www.self-sure.co.uk)

## Any questions?

Contact our friendly call centre team on

**Freephone:**  
**0800 110 5873**

### Pricing Policy

All specifications and dimensions quoted in this brochure or separate price list are correct at the time of going to press. SelfSure reserves the right to amend prices as and when necessary. The exact price will be confirmed at the time of ordering.

Products used as studio props, for purposes of photography and illustration, are not included the price.

All prices are plus postage and packaging.

## Other products and services

A pro-active approach to lifestyle changes



Rise & Recline Chairs & Matching Furniture



Personal Care And Comfort



Easy Access Bathrooms, Wetrooms & Walk-In Showers



Personal Care & Comfort



Stairlifts



Divan Beds



Adjustable Beds



Mattresses





 **selfsure**  
your pro-active approach to lifestyle changes

Unit 2 & 3 The Gallery, Concept Court, Manvers, S63 5BD

Tel. **0800 110 5873**

Email. **sales@self-sure.co.uk**

**[www.self-sure.co.uk](http://www.self-sure.co.uk)**